










Finding the Generator

- Press the Therapy Off button (O) and move the sleep remote near your generator. When the sleep remote produces two beeps with the second beep at a higher tone than the first, you have found the generator location.
- If the sleep remote produces three rapid beeps, you have not found the generator location. Try again.

Audio Tones

	Two beeps with the second beep at a higher tone than the first	Communication with the generator was successful.
	Three rapid beeps	Communication with the generator was not successful, try again. Stimulation is at the upper or lower limit.
	Two repeating beeps of the same tone	Generator update is in progress. Do not move remote until complete.

Status Indicators

	Replace sleep remote batteries		Stimulation strength gauge
	If the light is on your generator battery may be low, call your doctor		If this light is flashing the sleep remote is in Bluetooth® pairing mode and can be paired to your phone. If solid, a software update is occurring.
	Stimulation strength is at the upper limit		If this light is flashing RF signals are interfering with communication with your generator. Move away from interfering devices. Tablets and laptops are potential interfering devices.

Welcome to a better night's sleep.

Inspire Sleep Remote™ Quick Guide



 **Inspire**
Sleep Apnea Innovation

Inspire Sleep Remote 2580
Rx Only



Status Ring

- White**Therapy is off
- Green—Solid**Therapy is on and stimulation is on
- Green—Dimming and Brightening**Therapy is on, stimulation is paused

Turning Therapy ON

- Press the Therapy On (▶||) button and hold the sleep remote over your generator for 10 seconds or until you hear an audio tone.
- When the therapy is turned on you will feel a brief stimulation.

Turning Therapy Off

- Press the Therapy Off (O) button and hold the sleep remote over your generator for 10 seconds or until you hear an audio tone.

Decreasing Stimulation Strength

- Press the decrease button (−) and hold the sleep remote over your generator for 10 seconds or until you hear an audio tone.
- If you hear three beeps immediately when you press the decrease button (−), stimulation strength is at the lower limit.

Increasing Stimulation Strength

- Press the increase button (+) and hold the sleep remote over your generator for 10 seconds or until you hear an audio tone.
- If you hear three beeps immediately when you press the increase button (+), stimulation strength is at the upper limit.

Pausing Therapy

- While the therapy is on, press the Therapy On button (▶||) and hold the sleep remote over your generator for 10 seconds or until you hear an audio tone.

Pairing with Inspire App

- Remove battery cover and hold down pairing button for 3 seconds until Bluetooth light starts blinking. Follow instructions on Inspire App to complete pairing.